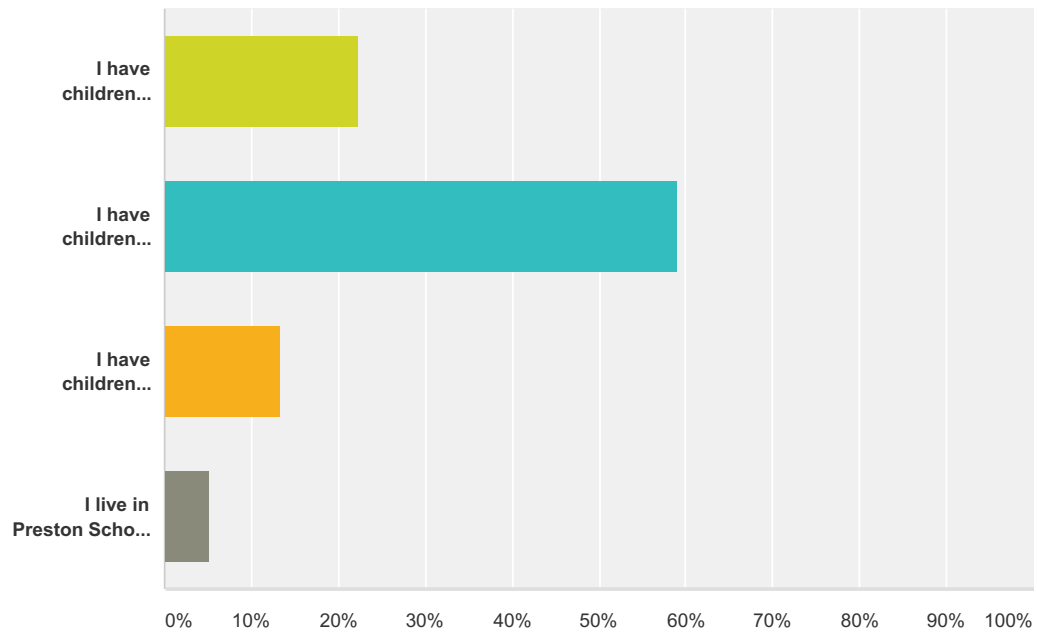


**Q1 Please indicate which of the following items best describes you.**

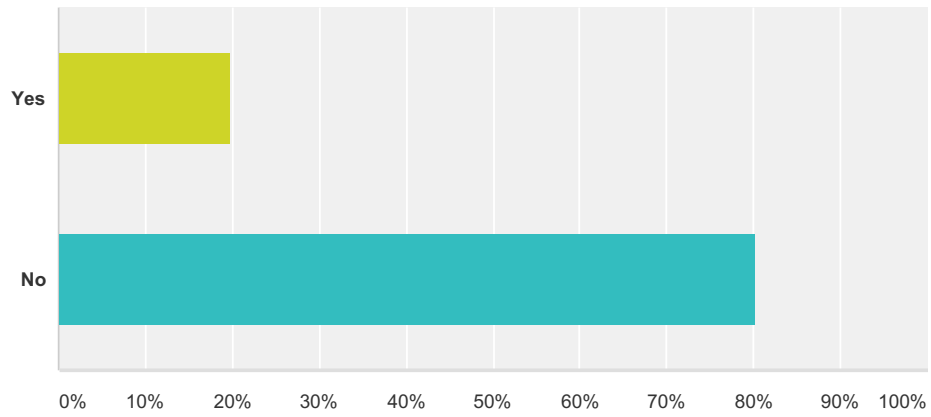
Answered: 810 Skipped: 0



Answer Choices	Responses
I have children enrolled in Preston School District and have only experienced the 4-day week schedule.	22.35% 181
I have children enrolled in Preston School District and have experienced the transition from the 5-day schedule to the 4-day week schedule.	59.14% 479
I have children enrolled in Preston School district and have experienced a 5-day schedule in other school districts.	13.33% 108
I live in Preston School District, but I do not have any children currently enrolled in the district.	5.19% 42
<b>Total</b>	<b>810</b>

**Q2 Are you, or any member of your household, currently employed by Preston School District?**

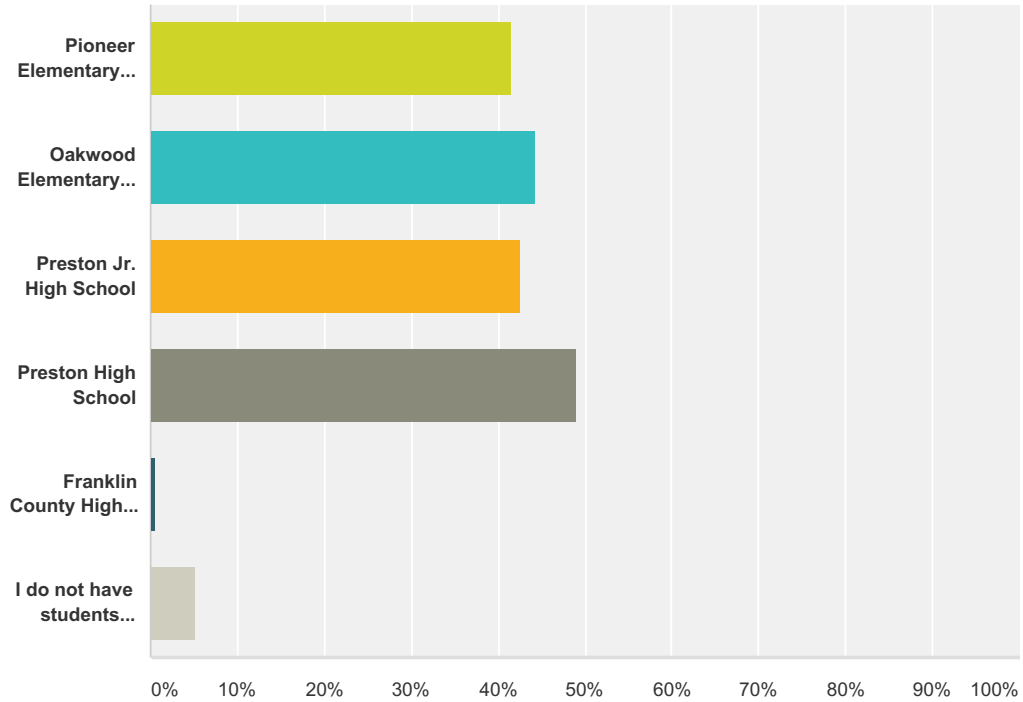
Answered: 809 Skipped: 1



Answer Choices	Responses
Yes	19.78% 160
No	80.22% 649
<b>Total</b>	<b>809</b>

**Q3 If you have students enrolled in Preston School District, which schools do they attend?(please mark all that apply)**

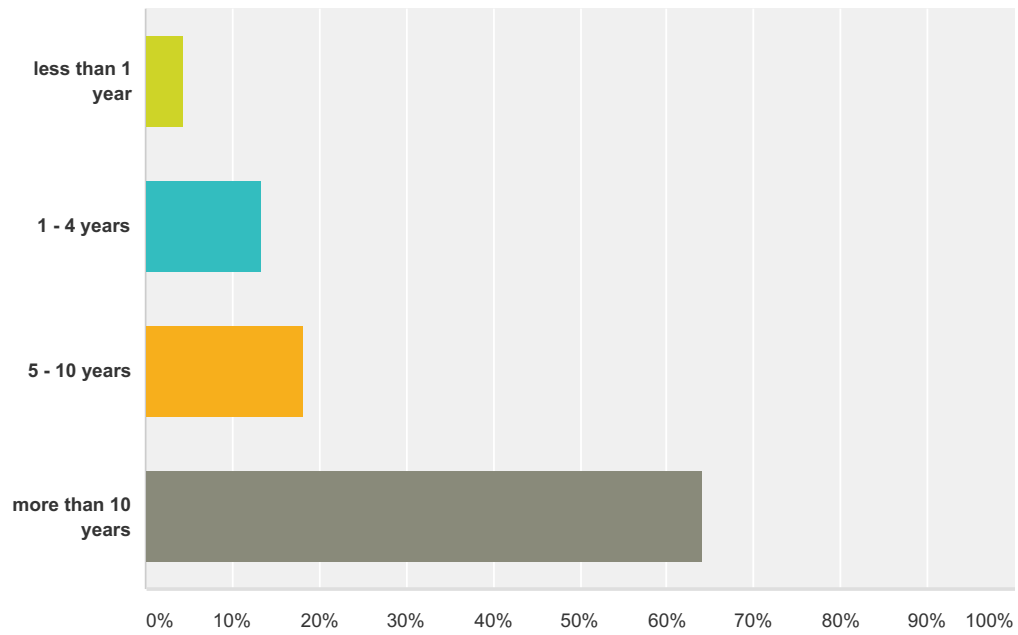
Answered: 810 Skipped: 0



Answer Choices	Responses
Pioneer Elementary School	41.60% 337
Oakwood Elementary School	44.20% 358
Preston Jr. High School	42.59% 345
Preston High School	49.14% 398
Franklin County High School	0.62% 5
I do not have students currently enrolled in Preston School District	5.19% 42
<b>Total Respondents: 810</b>	

### Q4 How long have you lived in Preston School District?

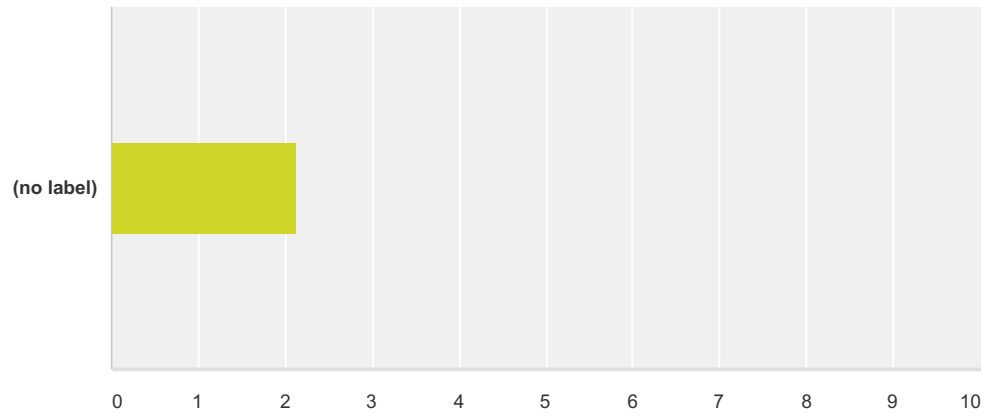
Answered: 810 Skipped: 0



Answer Choices	Responses
less than 1 year	4.32% 35
1 - 4 years	13.46% 109
5 - 10 years	18.15% 147
more than 10 years	64.07% 519
<b>Total</b>	<b>810</b>

### Q5 Making cuts to programs within the school system.

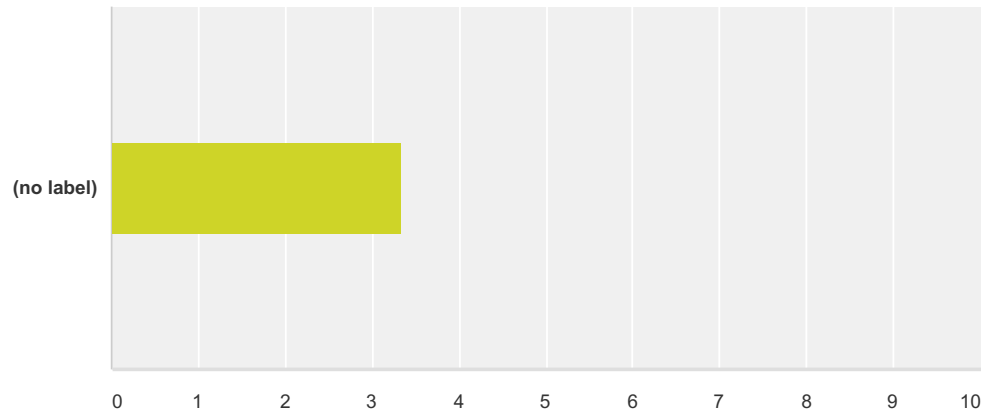
Answered: 804 Skipped: 6



	1. Not supportive	2	3	4	5. Somewhat Supportive	6	7	8	9	10. Very Supportive	Total	Weighted Average
(no label)	62.81% 505	9.58% 77	9.08% 73	3.11% 25	10.57% 85	1.62% 13	0.75% 6	1.24% 10	0.25% 2	1.00% 8	804	2.12

### Q6 Passing a local tax supported supplemental levy.

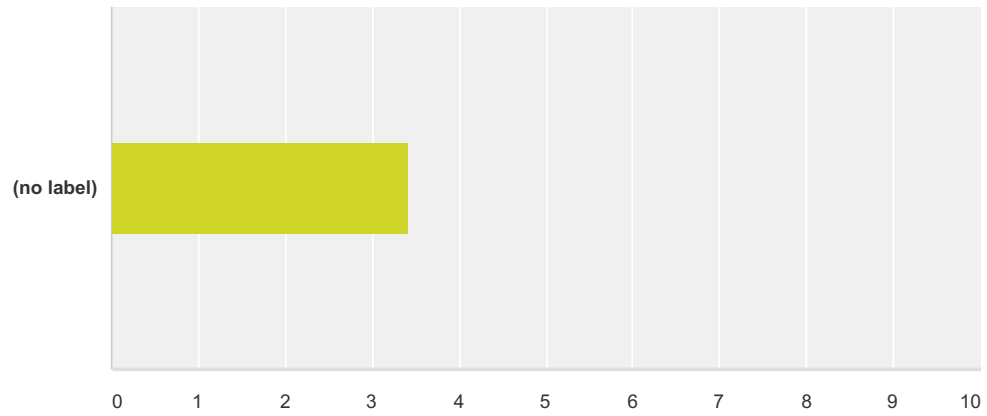
Answered: 804 Skipped: 6



	1. Not Supportive	2.	3.	4.	5. Somewhat Supportive	6.	7.	8.	9.	10. Very Supportive	Total	Weighted Average
(no label)	40.05% 322	9.95% 80	10.07% 81	6.72% 54	17.04% 137	3.48% 28	3.11% 25	2.99% 24	0.87% 7	5.72% 46	804	3.34

### Q7 Making adjustments in human resources.

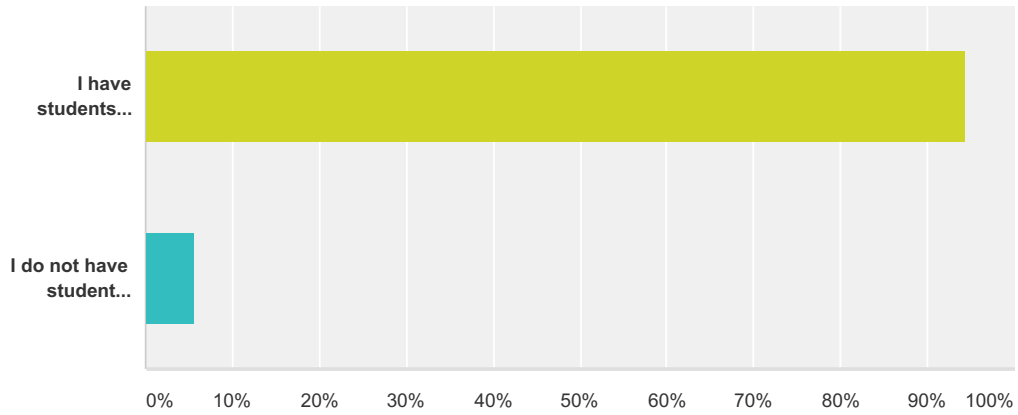
Answered: 804 Skipped: 6



	1. Not Supportive	2.	3.	4.	5. Somewhat Supportive	6.	7.	8.	9.	10. Very Supportive	Total	Weighted Average
(no label)	33.96% 273	9.83% 79	11.44% 92	8.08% 65	22.14% 178	4.35% 35	3.36% 27	3.11% 25	0.62% 5	3.11% 25	804	3.42

**Q8 The following questions are intended for those with students currently enrolled in one of the schools in Preston School District. If you select "I do not have students enrolled" on this question you will automatically skip the next 6 questions.**

Answered: 803 Skipped: 7

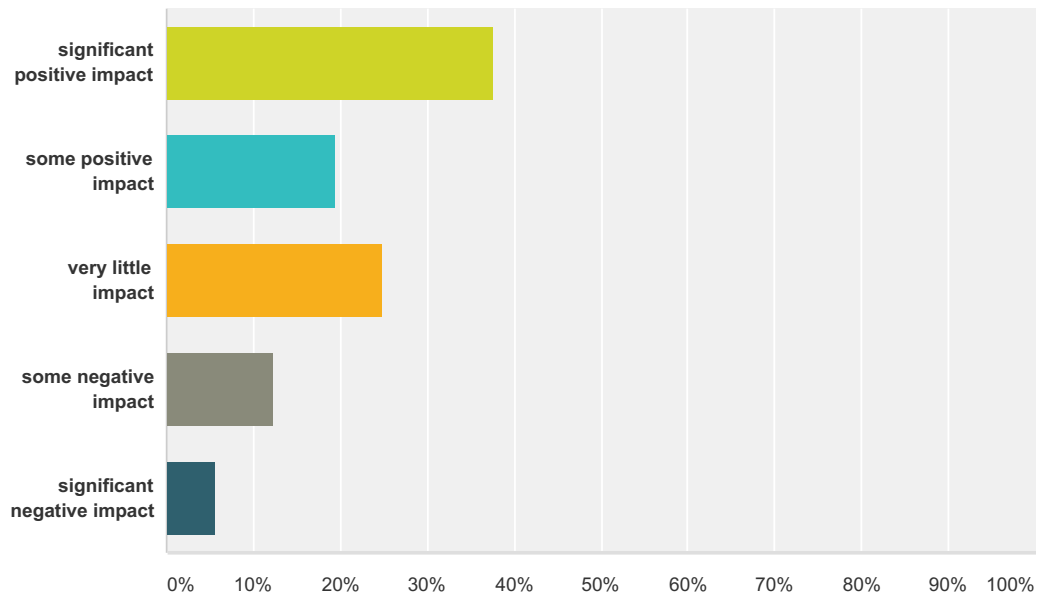


Answer Choices	Responses
I have students enrolled in Preston School District.	94.40% 758
I do not have student enrolled in Preston School District.	5.60% 45
<b>Total</b>	<b>803</b>



### Q9 The ability of my student to complete homework

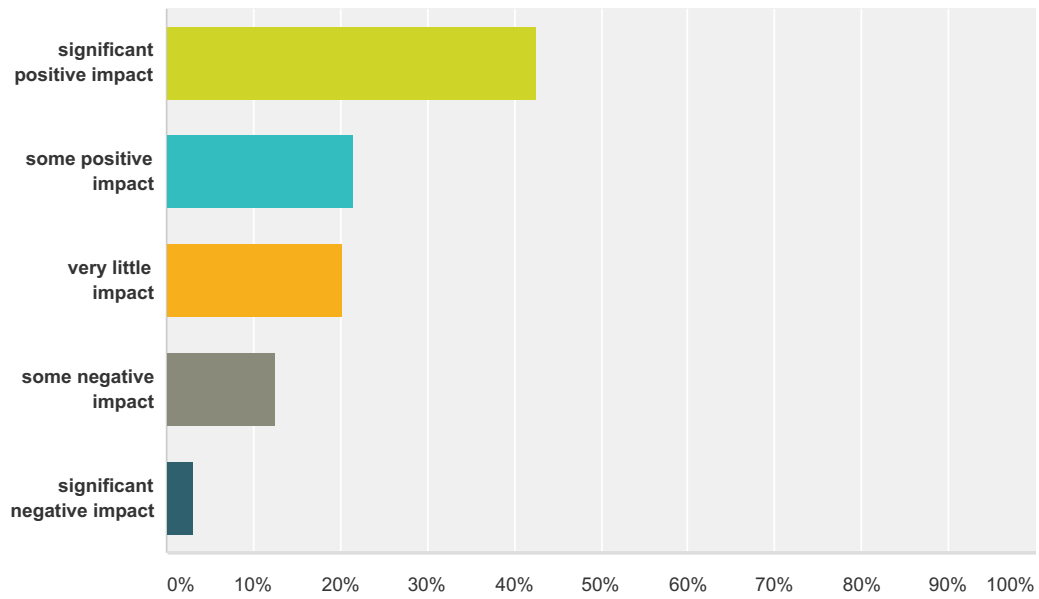
Answered: 749 Skipped: 61



Answer Choices	Responses	Count
significant positive impact	37.65%	282
some positive impact	19.49%	146
very little impact	24.83%	186
some negative impact	12.28%	92
significant negative impact	5.74%	43
<b>Total</b>		<b>749</b>

### Q10 The physical well-being of my student.

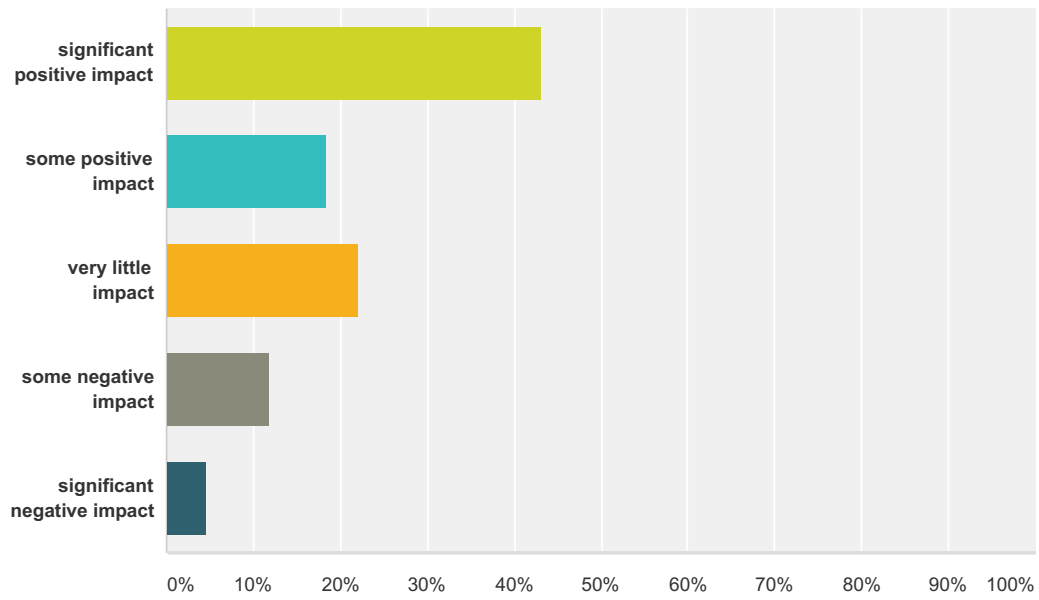
Answered: 749 Skipped: 61



Answer Choices	Responses	Count
significant positive impact	42.59%	319
some positive impact	21.50%	161
very little impact	20.16%	151
some negative impact	12.55%	94
significant negative impact	3.20%	24
<b>Total</b>		<b>749</b>

### Q11 The ability of my student to participate in extra-curricular activities.

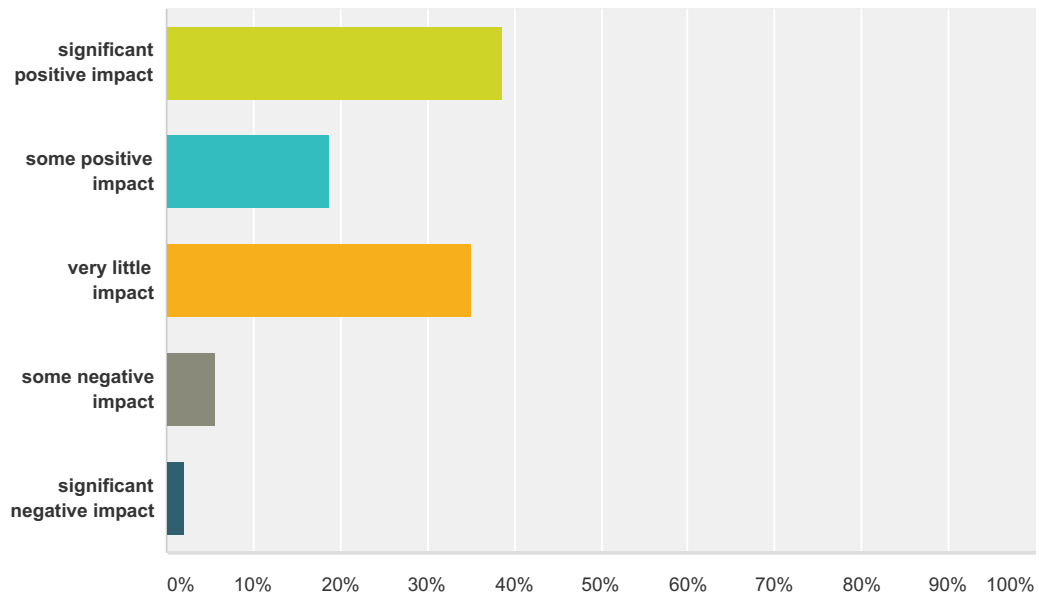
Answered: 749 Skipped: 61



Answer Choices	Responses	Count
significant positive impact	43.12%	323
some positive impact	18.29%	137
very little impact	22.03%	165
some negative impact	11.88%	89
significant negative impact	4.67%	35
<b>Total</b>		<b>749</b>

### Q12 My student's behavior in school.

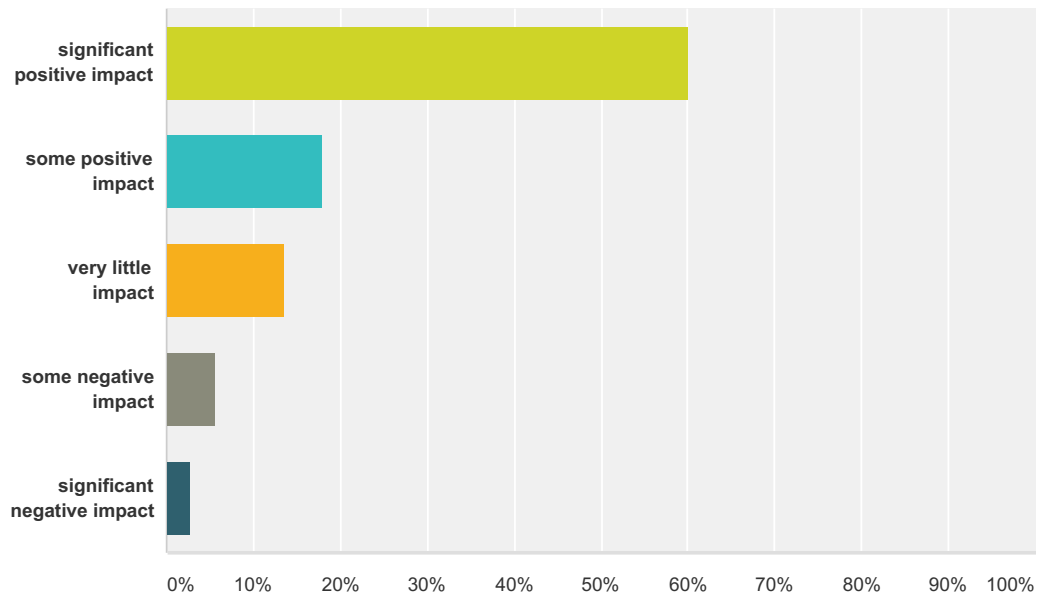
Answered: 749 Skipped: 61



Answer Choices	Responses	Count
significant positive impact	38.58%	289
some positive impact	18.69%	140
very little impact	34.98%	262
some negative impact	5.74%	43
significant negative impact	2.00%	15
<b>Total</b>		<b>749</b>

### Q13 The ability to schedule dentists/doctor appointments, events, etc.

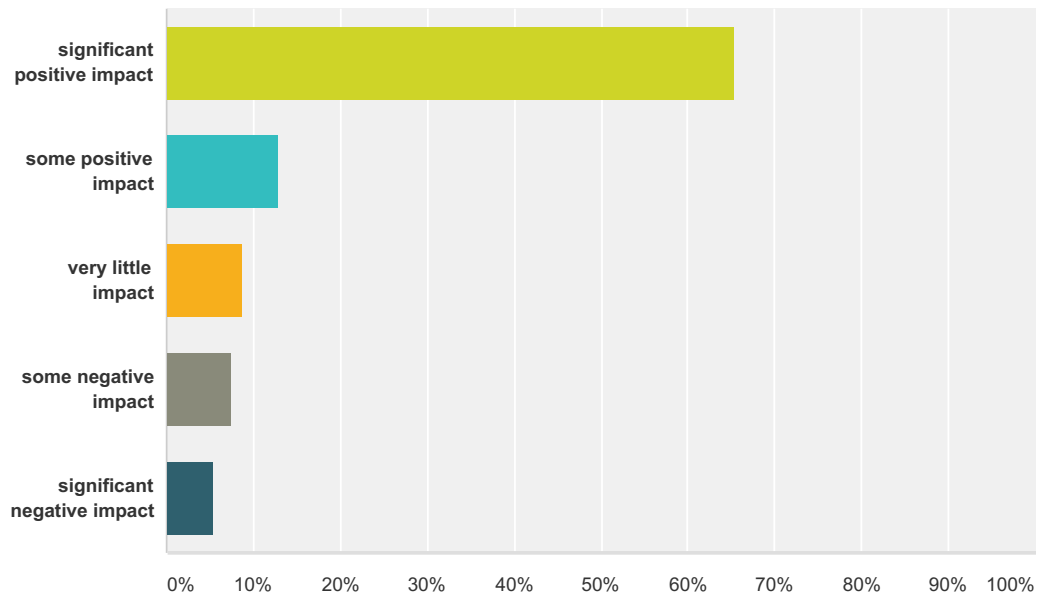
Answered: 749 Skipped: 61



Answer Choices	Responses	Count
significant positive impact	60.21%	451
some positive impact	17.89%	134
very little impact	13.62%	102
some negative impact	5.61%	42
significant negative impact	2.67%	20
<b>Total</b>		<b>749</b>

### Q14 Family time.

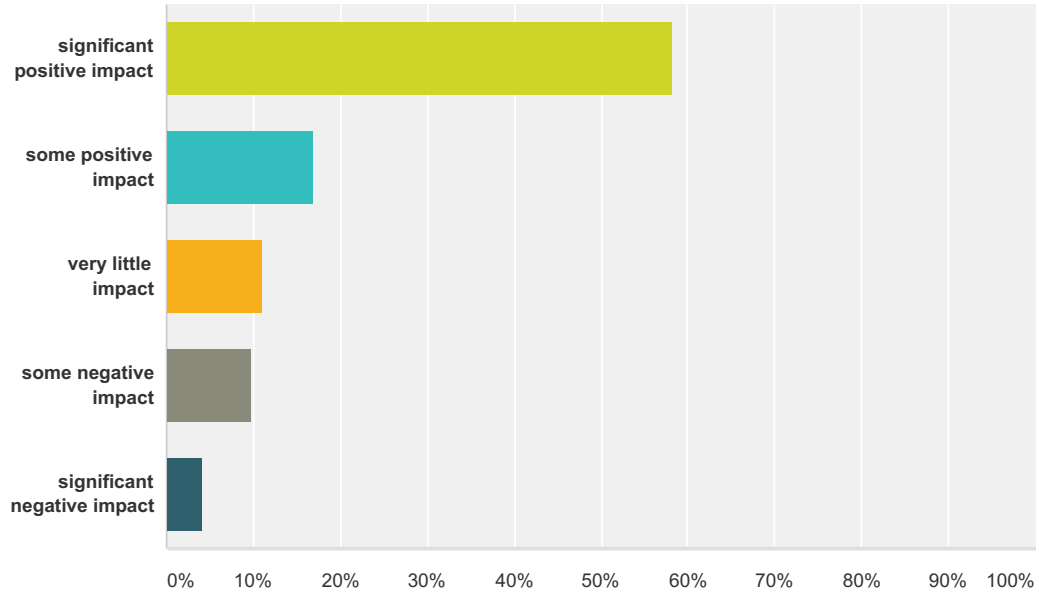
Answered: 749 Skipped: 61



Answer Choices	Responses
significant positive impact	65.29% 489
some positive impact	12.95% 97
very little impact	8.81% 66
some negative impact	7.61% 57
significant negative impact	5.34% 40
<b>Total</b>	<b>749</b>

**Q15 Which of the following describes the effect of a four-day school week on your home, business, or family?**

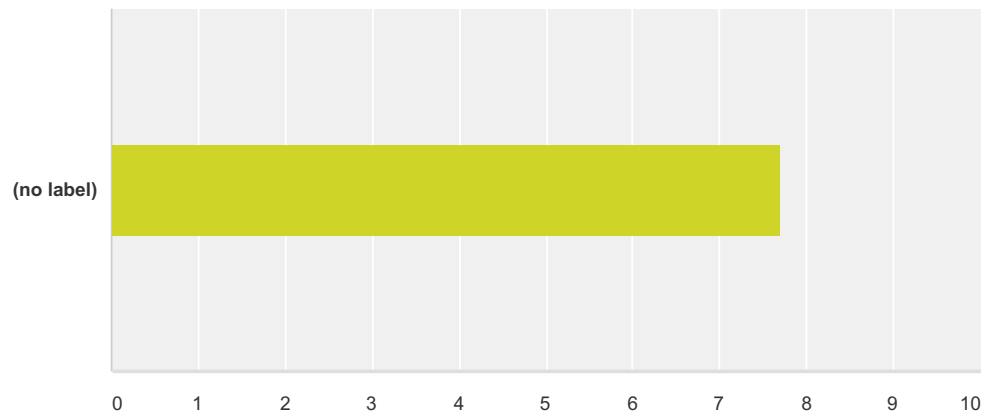
Answered: 791 Skipped: 19



Answer Choices	Responses	Count
significant positive impact	58.15%	460
some positive impact	16.81%	133
very little impact	11.00%	87
some negative impact	9.86%	78
significant negative impact	4.17%	33
<b>Total</b>		<b>791</b>

**Q16 Please rate your overall satisfaction with the current four-day schedule.**

Answered: 791 Skipped: 19



	1. Unsatisfied	2.	3.	4.	5. Somewhat Satisfied	6.	7.	8.	9.	10. Very Satisfied	Total	Weighted Average
(no label)	5.06% 40	2.53% 20	3.67% 29	3.29% 26	6.32% 50	8.09% 64	13.40% 106	4.17% 33	6.32% 50	47.16% 373	791	7.70



**Q17 Please feel free to leave any other information you think the board should consider in the discussion of the 4-day school week.**

Answered: 364 Skipped: 446